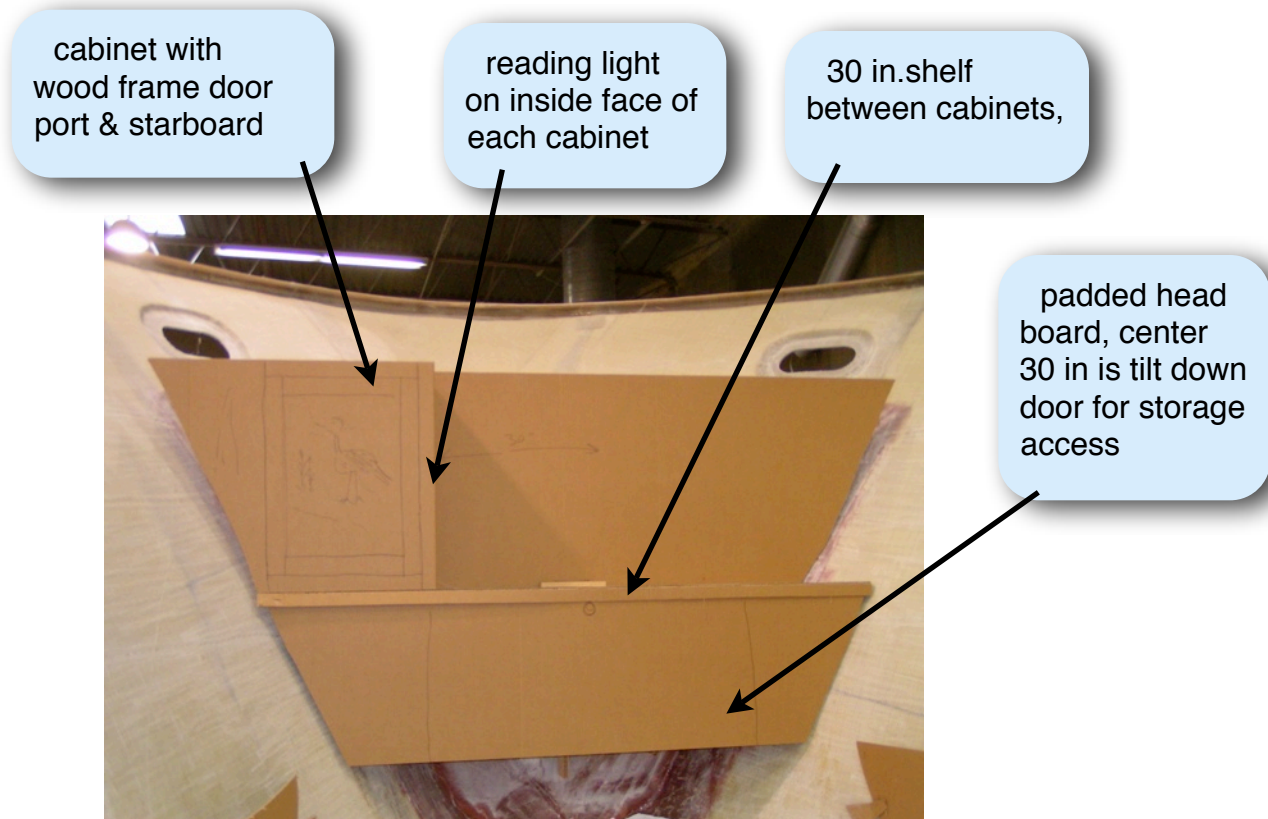


Notes from the 5001 Stateroom Mock-up





If possible lower top of the mattress to the same height as side cabinets, some loss of width at the forward end is acceptable.

The seat is now on the port side

The doors on the cabinets above the headboard will be built to accommodate a glass panel that will be provided by the owners. A Blue Heron done in stained glass was suggested. Jan recommended the same glass artist that made the fused glass for the 01 boat.

The headboard will be about 20 inches high and in three panels. The center section will hinge down giving access to storage. The fabric and look of these panels needs to be determined.

The shelf will also act as a step to help access the emergency escape hatch. This will limit lights, art pieces etcetera as to not limit escape. Sundi has samples of low profile swing arm reading lights.





Hanging lockers are split horizontally at about 37 in. from deck. Hanging space is at top on both sides. The port lower is a pullout laundry hamper and the starboard lower is 3 pullout shelves with a door. The starboard locker should be moved out from the centerline to the same distance as the port side.

Outboard dresser is drawers below with shelves behind doors above.

Inboard dresser has drawers below and a shallow cabinet above with a pair of doors in hallway. It was suggested that the back side of the upper would be a good location for a mirror. There will be a Hafele Ironfix ironing board behind the top drawer face. There should be an outlet in this area for an iron.

The door to the head will be moved outboard 2 to 3 inches.



Medicine cabinet angle towards person standing in front of sink, storage behind mirror.

Sink centered on cabinet front.

Drawer bank on forward end of cabinet, false front and door at center and drawer on top and door face with trash bin below at aft.

Upper cabinet with 3 doors. Cabinet is about 12 inches deep and 18 inches above counter top.

Drawer bank on lower aft with drawer sizes matching forward drawer bank. Drawer bank to be removable for access to stabilizer.